

RELIC CLOUD

An original bold design that creates a statement centrepiece for any environment. Relic Cloud has been designed as a canvas to enable you to incorporate both biophilia and lighting options.



- Fully integrated cable management
- Power and data options
- Mobile versions available in specific sizes
- Mesh hanging trays allow multiple fixing points
- Optional cable management lighting pack to work with Peak Light



STEPS TO SPECIFY

Follow our guide and customise our products to suit your space

1 2 3 4 5 6

Select Format: With or without castors (2350 x 1600mm size only)

1 2 3 4 5 6

Select Size

1 2 3 4 5 6

Select Power: Powered or Non-powered

Relic Cloud can be specified with or without integrated power.
Tables with Power are supplied with one or more steel lift-out power flaps that match the selected frame colour.
The cable tray and power modules are White as standard but are available in Black on request.

Power tray and module finishes



Standard power configuration for Relic Cloud with Power

For power variations, the amount of power cut-outs per table varies depending on the length. Power modules per power cut-out are available with one of the options below.

Table Width	Power Cut-outs
2350mm	1
3100mm / 3600mm	2 - Please specify each power module.

Option A

4x UK Power & 2x Twin USB Charge (1x Type-C & 1x Type-A USB Charge)



Option B

4x UK Power, 1x Twin USB Charge (1x Type-C & 1x Type-A), 1x CAT6 & 1x HDMI



Option C

4x UK Power, 1x Twin USB Charge (1x Type-C & 1x Type-A) & 2x CAT6



Option D


No power modules. Cable tray only for customers own power.



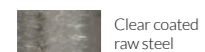
1 2 3 4 5 6

Select Frame Finish: RAL or Raw Steel

RAL metal frame finishes




Metal frame finishes



Raw Steel

1 2 3 4 5 6

Select Top Type and Finish: Outline edge laminate or Sawn Oak



Cutline Standard Laminate




Cutline Fenix



Cutline Forbo (ply core)



Sawn Oak




Sawn Weathered Oak

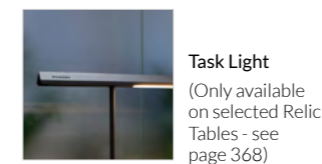


1 2 3 4 5 6

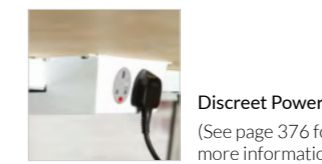
Select Accessories:



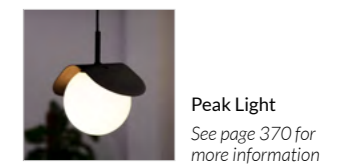
Lighting Cable Management Kit
See below



Task Light
(Only available on selected Relic Tables - see page 368)



Discreet Power
(See page 376 for more information)



Peak Light
See page 370 for more information

Relic Cloud has been perfectly designed to incorporate hanging pendant lights from the mesh panels on the canopy. For concealed cable management an optional lighting cable management kit is required per table.

Each kit includes two cable trays, cable management channel (matching RAL to frame finish), 2m 6-way extension lead, 5m single extension lead and table switch.





Relic Cloud
height 2000mm

SIZE (MM)	TOP PIECES	ORDER CODE
		Cutline Edge
		RAL/Raw
2350 x 1600	2	RSO.235.160
3100 x 1600	4	RSO.310.160
3600 x 1600	4	RSO.360.160



Relic Cloud with Power
height 2000mm

SIZE (MM)	TOP PIECES	CUT-OUTS	ORDER CODE
			Cutline Edge
			RAL/Raw
2350 x 1600	2	1	RSO.235.160.WPV
3100 x 1600	4	2	RSO.310.160.WPV
3600 x 1600	4	2	RSO.360.160.WPV



Relic Cloud on Castors
height 2000mm

SIZE (MM)	TOP PIECES	ORDER CODE
		Cutline Edge
		RAL/Raw
2350 x 1600	2	RSMO.235.160



Relic Cloud on Castors with Power
height 2000mm

SIZE (MM)	TOP PIECES	CUT-OUTS	ORDER CODE
			Cutline Edge
			RAL/Raw
2350 x 1600	2	1	RSMO.235.160.WPV

Relic Cloud Accessories

DESCRIPTION	ORDER CODE
Lighting Cable Management	RCDCMK



PLEASE NOTE: Power must be disconnected before moving the table.